

VENTURE DESIGN

HOME & INTERIOR



1024-408

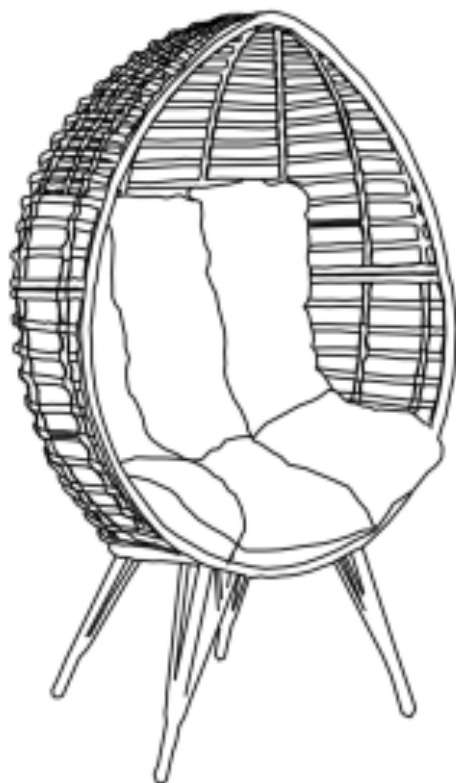
Glasgow Hanging chair










Monteringsanvisning - Assemblyinstruction - Einbauzeichnung



1024-408 GLASGOW HANGING CHAIR ASSEMBLE INSTRUCTION

1SET=1PC BASKET (TOP+BOTTOM)+ 4PCS STUDDLES+1PC CUSION+1PC HARDWARE PACK



NO	Picture	Qty	NO	Picture	QTY
A		1PC	G		4PCS
B		1PC	H		4PCS
C		4PCS	I		1PC
D		1PC			
E		12PCS			
F		4PCS			

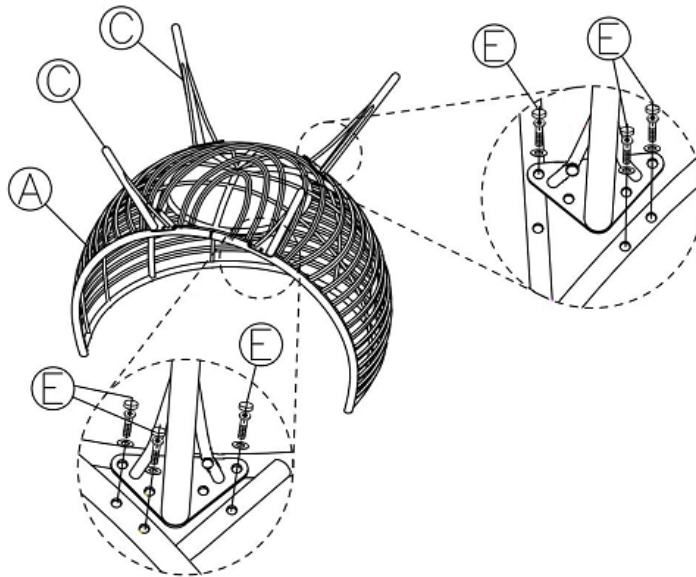
PLEASE KINDLY NOTE THAT AFTER ASSEMBLED. THEN TIGHTEN ALL THE SCREWS!
IF YOU FELL IT'S HARD TO SCREW IN,PLEASE TAKE BACK A UTTLE,THEN TRY AGAIN!

1024-408

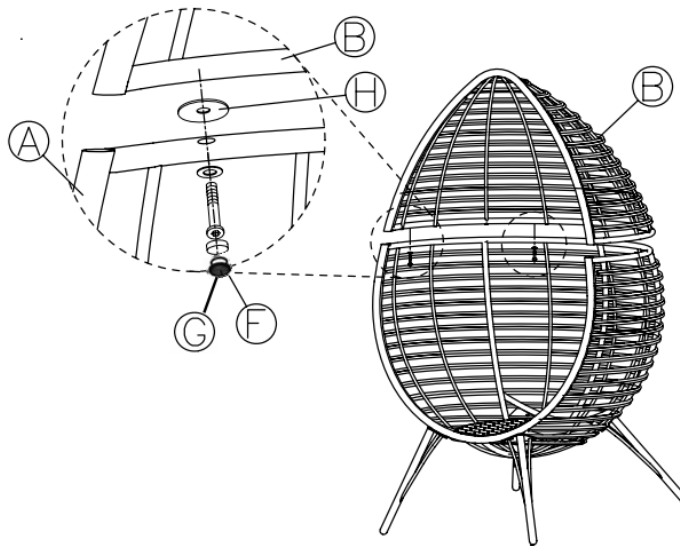
Assembly Instruction

Thank you for purchasing this quality product. Be sure to check all the packing material carefully for smart parts, which may have come loose inside the carton during shipment. Count all the parts and hardware, compare with the parts list below to be sure all the parts are present.

Step 1:



Step 2:



Step 3:

